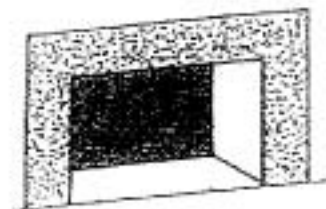
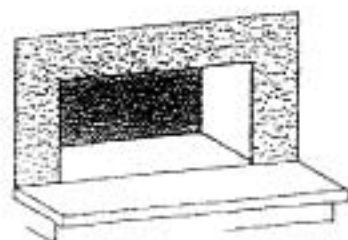


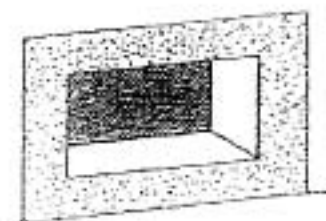
### TYPE OF HEARTH



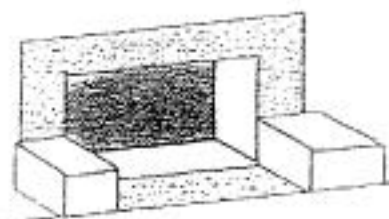
Flush with floor



Raised above floor

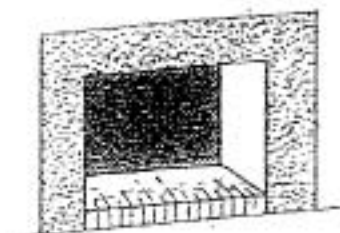


No hearth  
(Firebox more than  
2" above floor)

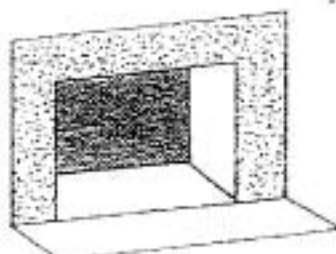


Hearth seats

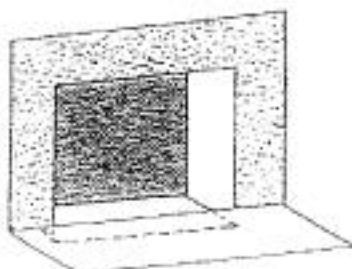
### TYPE OF FIREBOX



Raised



Flush



Dropped

### SHAPE OF OPENING



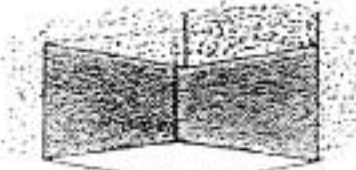
Rectangular



Arch top



Full arch

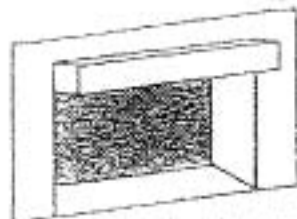


Corner (2 sides)



U Shape (3 sides)

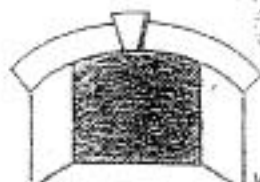
### SPECIAL FEATURES



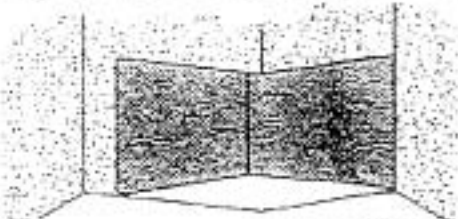
Projection above opening



Soldier Course



Keystone (Projecting)



Opening away  
from wall  
(overlap OK)

Opening butts wall  
(no overlap)